











Our Commitment to Your Health and Safety

Our highest priority is the safety of our residents, families, health care workers, and community. We are taking every precaution to provide you with care that continues to meet the highest standards of safety and quality. While outdoor visitation remains the safer option, our indoor visitation has been expanded. Please review our visitation guidelines below and call us with any questions.

Preparing to Visit 	<ul style="list-style-type: none"> We encourage visitors to call ahead so that we may ensure a screener is available and that the facility can accommodate resident needs. We will make every attempt to accommodate “walk-ins”, however if the facility feels there is a capacity concern, the visit may be delayed. Children may visit; however, we ask that children always remain under supervision and abide by the core principles. We recommend that children participate in outdoor visitation whenever possible. Pets are not allowed at this time. 						
Visit Locations 	<ul style="list-style-type: none"> If the patient/resident is in a single-person room, visitation could occur in their room. If a resident shares a room, visitation will occur in a designated visiting area whenever possible. If the resident must occur in the room, we will monitor for safe social distancing and source control. Visitors may not utilize common areas outside of designated visitation areas. 						
Screening 	<ul style="list-style-type: none"> We will screen all visitors prior to entry. Visitors are asked to enter/exit through one designated exit only. <ul style="list-style-type: none"> ✓ If you have recently tested positive for COVID-19, you must no longer meet CDC criteria for transmission-based precautions. You will not be allowed to visit if you have had COVID-19 in the past 10 days. ✓ All visitors will have their temperature taken, be screened for symptoms, and answer questions regarding exposure & vaccination. Presence of exposure, symptoms, or fever above 100° F will be prevented from visiting. ✓ Entry will be denied for any person with signs or symptoms or who have had close contact with someone with COVID-19 infection in the past 14 days (regardless of the visitor’s vaccinator status) 						
Physical Distancing & Source Control  	<p>BOTH RESIDENT AND VISITOR ARE FULLY VACCINATED</p> <ul style="list-style-type: none"> You can choose to have close contact with mask off while alone in the resident’s room or the designated visitation room. If the resident or ANY visitor is not full vaccinated, the safest approach is to maintain 6 feet of distancing and to wear a mask. Visitors should wear a mask and physically distance from other healthcare personnel and other residents/visitors that are not part of their group at all other times while in the facility. <p>EITHER RESIDENT OR ANY VISITOR IS NOT FULLY VACCINATED</p> <ul style="list-style-type: none"> If the resident or ANY visitor is not full vaccinated, the safest approach is to maintain 6 feet of distancing and to wear a mask. If the resident is vaccinated, but the visitor is not, the resident may choose to have close contact, but both must wear a mask. Visitors should wear a mask and physically distance from other healthcare personnel and other residents/visitors that are not part of their group at all other times while in the facility. 						
Cleaning 	<ul style="list-style-type: none"> Visitation areas will be cleaned following each visit. This includes sanitizing all medical equipment and cleaning all furniture and surfaces between visits, as well as thorough cleaning of high-touch surfaces areas. 						
During your visit 	<ul style="list-style-type: none"> If you need assistance during your visit, please utilize the call bell in the resident room or call the facility front desk. We follow CDC & CMS Core Principles of Infection Prevention. All visitors must follow the guidelines below. <table border="1" style="width: 100%; border-collapse: collapse;"> <tr> <td style="width: 33%;">✓ Screening</td> <td style="width: 33%;">✓ Cleaning & disinfection</td> <td style="width: 33%;">✓ Using designated visitation areas</td> </tr> <tr> <td>✓ Hand Hygiene</td> <td>✓ Signs/education</td> <td>✓ Face coverings/masks & Social distancing per CDC guidelines</td> </tr> </table>	✓ Screening	✓ Cleaning & disinfection	✓ Using designated visitation areas	✓ Hand Hygiene	✓ Signs/education	✓ Face coverings/masks & Social distancing per CDC guidelines
✓ Screening	✓ Cleaning & disinfection	✓ Using designated visitation areas					
✓ Hand Hygiene	✓ Signs/education	✓ Face coverings/masks & Social distancing per CDC guidelines					
When there is an Outbreak!	<ul style="list-style-type: none"> When there is a case of COVID-19 at the facility, either a staff member or resident, indoor visitation will be temporarily unavailable while the facility conducts outbreak testing. Outbreak status and impact to visitation will be communicated to you by us. Visitors can continue to take advantage of outdoor visitation as weather permits. 						
Accessing 	<ul style="list-style-type: none"> You can continue to utilize alternatives to indoor visitation regardless of outbreak status. <ul style="list-style-type: none"> ✓ Take advantage of technology! Use video, email, and chat applications. ✓ Write cards and letters with messages of support and updates or send care packages. ✓ Window visits ✓ Outdoor visits 						
Communicating 	<ul style="list-style-type: none"> If you are diagnosed with COVID-19 or have signs/symptoms such as fever, cough, shortness of breath, sore throat, muscle aches, chills or new onset loss of smell or taste within 2 days of visiting, we ask that you contact us immediately. 						
Cooperating 	<ul style="list-style-type: none"> We appreciate everyone’s cooperation in following these guidelines. However, if for any reason any visitor is not able to abide by the guidelines of the facility, the facility may discontinue visitation. 						

<p>Symptoms of COVID-19</p> <table border="1" style="width: 100%; border-collapse: collapse;"> <tr> <td style="width: 33%;">Fever/Chills</td> <td style="width: 33%;">Cough</td> <td style="width: 33%;">Shortness of breath</td> </tr> <tr> <td>Difficulty breathing</td> <td>Fatigue</td> <td>Muscle/Body aches</td> </tr> <tr> <td>Headache</td> <td>New loss of taste</td> <td>New loss of smell</td> </tr> <tr> <td>Sore throat</td> <td>Congestion</td> <td>Runny Nose</td> </tr> <tr> <td>Nausea</td> <td>Vomiting</td> <td>Diarrhea</td> </tr> </table>	Fever/Chills	Cough	Shortness of breath	Difficulty breathing	Fatigue	Muscle/Body aches	Headache	New loss of taste	New loss of smell	Sore throat	Congestion	Runny Nose	Nausea	Vomiting	Diarrhea	<p style="text-align: center;">Alcohol Based Hand Rub (ABHR)</p> <p style="text-align: center;">ABHR will be available to visitors. Visitors are encouraged to use frequently.</p> <div style="display: flex; justify-content: space-around; align-items: center;"> <div style="text-align: center;">  <p>1</p> </div> <div style="text-align: center;">  <p>2</p> </div> <div style="text-align: center;">  <p>3</p> </div> </div> <div style="display: flex; justify-content: space-around; margin-top: 10px;"> <div style="width: 30%; text-align: center; background-color: #4a86e8; color: white; padding: 5px;"> Ensure hands are visibly clean (if soiled, hand wash with soap/water) </div> <div style="width: 30%; text-align: center; background-color: #4a86e8; color: white; padding: 5px;"> Apply about a quarter sized amount to hands </div> <div style="width: 30%; text-align: center; background-color: #4a86e8; color: white; padding: 5px;"> Rub all surfaces of your hand and wrist until completely dry (15-20 sec) </div> </div>
Fever/Chills	Cough	Shortness of breath														
Difficulty breathing	Fatigue	Muscle/Body aches														
Headache	New loss of taste	New loss of smell														
Sore throat	Congestion	Runny Nose														
Nausea	Vomiting	Diarrhea														